

BDE-2007

WEIGHING INDICATOR & CONTROLLER



96X48

- 96mm X 48mm Panel Size.

FDC

- Full Digital Calibration

12-24V DC

- 12-24V DC POWER

PEAK

- PEAK HOLD (Special Software)

Modbus

- RS-485 MODBUS (RTU) Format - Optional

SIX KEY Series

Features

0.62" Ultra Light LED 7 Segment Display.

A/D Conversion Rate 120 times/Sec.

Internal resolution up to 1/1,000,000.

Displayed resolution : 1/30,000.(Suggest.)

Power up to eight 350Ω Load Cells.

One set points : SP1,SP2,FF,HI,LO / LL,LO,OK,HI,HH

8 Stage Digital Filter.

I/O interface: 8 Input/8 Output (Open Collector)

Built-in RS-232 interface.

Options

OP-01 Input/Output(8/8).

OP-02 Serial Interface Rs485/ Modbus RTU .(Built in RS-232).

OP-05 Analog Output (4-20mA).

OP-06 Analog Output (0-10V).

OP-07 Set point interface (Final, Set point 1, Free Fall).

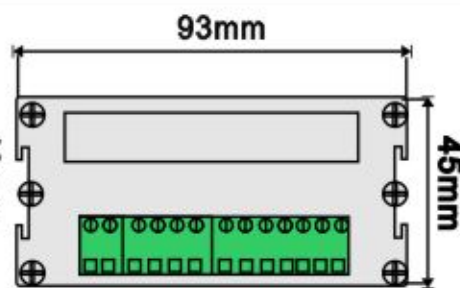
BDE 2007

Specifications


Power	12V-24 V DC \pm 10% , about 400mA
Net Weight	About 0.4kg
Operate Temp.	-10 ~ 45°C
Max. Humidity	85% R. H. [No condensing]
Size	160 (D) x 90 (W) X 49 (H) mm
Input Sensitivity	*0.12μV/D
Zero Adjustment Range	0~16 mV
Load cell Excitation	5V \pm 5% . 120 m A (Drive up to eight 350 Ω load cells)
Non Linearity	0.01% F.S
A/D Conversion Method	$\Delta \Sigma$
A/D Conversion Rate	120 times / Sec.
Internal Resolution	About 1 / 1, 000,000
Max. Load cell Input V.	20 mV
Thermal Zero Shift	\pm(0.2μV \pm 10 ppm) / °C (Max.)
Thermal Span Shift	\pm 10 ppm / °C (Max.)
Max. Displayed Division	1/30,000



Front View




Rear View



For Mount

Benediction Enterprise Co., Ltd, Taiwan
66, Lane 139, Fong-nien Rd, Fong-yune City,
Taiwan . 420.
Tel : 886-4-2525-5468
Fax : 886-4-2526-1659
E mail: bde.com@msa.hinet.net



Side View